







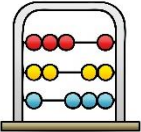








7th September 2022– 21st October 2022

Meet the Nursery Team! As mentioned in our meetings, we will all be working with your children and we are really looking forward to getting to know them.

Mrs Davies Head of Early Years Class Teacher	Miss Lawton Room Leader	Miss Drake Room Leader	Mrs Hearn Class TA	Miss Biney Temporary Class Teacher
				

Subject	What is my child learning about at school?
English Literature 	Talk 4 Writing Your child is learning to retell a story using a Confident Voice . A Confident Voice means that when they are speaking, they are heard clearly by their audience. The story that we will be using this term is <i>Brown Bear Brown Bear</i> by Bill Martin Jr. We will begin by retelling this story as a class using actions with our bodies. The children will work towards retelling the story individually and independently.
Reading 	Sounds-Time (Phonics) Your child is learning to distinguish between the different sounds that they hear in the world around them. We will be going on listening walks, playing sounds games and introducing 'robot talk' which will encourage the children to blend (put sounds together. For example, c-a-t is cat) and segment (break words down. For example, cat is c-a-t). We will also be reading lots of different stories together and answering simple questions about the stories we have read.
Writing 	Nelson Handwriting Your child is learning to use a 'Perfect Pencil Grip' and will have lots of opportunities within the classroom to develop their fine motor skills. For example, using tweezers, threading and playdough. Pupils will also have plenty of opportunities to write their names using our Nelson handwriting scheme.
Mathematics 	Maths Your child will be learning to recognise the value of numbers to 5, using finger rhymes to help consolidate their learning. We will also be looking at making comparisons between objects both in and outside of the classroom where your child will be introduced to language such as 'full, empty, more and the same.' Towards the end of the term, your child will begin to identify and talk about the patterns around them! For example: stripes on clothes or designs on rugs, using language such as 'spotty' to describe their various observations! We will also begin to understand position through words and describe a sequence of events, both real and fictional!
Knowledge Science, History, Geography, Technology and RE	Your child is learning about themselves and others. We will be looking at how to be a kind friend and celebrate each other's differences. We will also be talking about our features. For example, eyes, eyebrows, and hair colour. We are learning how our bodies help us to move around and understand the world around us. We will also learn about who is in our family and how this can be similar or different to others.
Character 	Your child is learning about self-control, bravery, love and kindness . We are reading books about these character virtues and practising them in our classroom and the playground. We will also be looking at the topic of 'Being Me'. This will be taught through the wonderful programme designed by 'Jigsaw'. As part of this topic we will be looking at welcoming others into our classroom, making our nursery the best it can be and also respecting everyone's right to learn.
Art 	Your child is learning to use a variety of materials in the art area, including paint, pencils, crayons, glue and sellotape. We are learning to use scissors safely and look after our art area. We are also learning to label the colours that we can see in the world around us. We will also be learning about the artist Vincent Van Gogh and how he produced self-portraits and what this means.

<p>Design and Technology</p> 	<p>Your child will use junk modelling materials to create various models. They are learning how to use glue and sellotape to stick things together and to use scissors carefully.</p>
<p>Music</p> 	<p>Your child sings with their class every day. We are learning lots of new songs but we will be spending a lot of time working on the days of the week and numbers to support their maths knowledge. We will also be introducing the names of instruments and give the children a chance to explore the sounds they make.</p>
<p>P.E.</p> 	<p>Your child will be developing their gross motor skills using equipment such as hoops, balls and bats as well as balancing games.</p> <p>As part of our awareness of self-care, we will re-affirm the importance of continuously washing our hands and covering our mouths when we cough or sneeze as we continue to focus on minimising our risk of contracting COVID-19.</p>
<p>Spanish</p> 	<p>This half term we will be looking at where Spain is on a map and learning how to say 'hello' and 'goodbye'. We will also learn how to follow instructions such as 'stand up' and 'sit down' in Spanish</p>

Subject	How can I support my child's learning at home?
<p>Reading</p>	<p>Please read with your child everyday. This will support their phonic knowledge and build a broad and rich vocabulary, which will support their reading comprehension. Also, encourage your child to listen to the sounds that they can hear in the world around them and discuss what they can hear.</p>
<p>Writing</p>	<p>It is essential that your child masters writing their own name. Encourage your child to practise their Perfect Pencil Grip and write at home using a pencil and paper. A great way to start is to ask your child to trace over dotted lines or letters.</p>
<p>Mathematics</p>	<p>Your child is learning to count to 5. Please support your child to practise this at home. Encourage your child to count objects in the environment, e.g. stairs, red buses and to spot numbers in the environment. For example, your door number and numbers in the supermarket.</p>
<p>Core Knowledge (Science, History, Geography, Technology and RE)</p>	<p>Your child is learning about their body. You could play simple games like Simon Says to support their identification of body parts. For example, eyes and knees. Please discuss important people in your family, look at photos and discuss whether we all look the same.</p>
<p>Character</p>	<p>Your child is learning to say please and thank you, especially during fruit time and family dining. Please help them practise using good manners at home during dinner time.</p>
<p>Art</p>	<p>Please provide opportunities for your child to be creative at home. For example, you could draw a picture of a favourite day out; create models out of recycling materials and practise using scissors safely.</p>
<p>P.E.</p>	<p>Please ensure your child eats a healthy balanced diet and arrives at school having eaten a nutritious breakfast or lunch. Details of our breakfast club are available from the School Office. Please support your children to wash their hands thoroughly and frequently and discuss the importance of this.</p>
<p>Music</p>	<p>Here are the words to some of the songs we are singing at school. If you don't know the tune, ask a member of staff or your child to teach you.</p> <p>Hello My Friends Hello my friends, hello, Hello my friends, hello, Hello my friends, hello my friends, Hello my friends, hello. Hello my friends, hello.</p>

*We will be adding in different languages, such as French (Bon jour, mes amis) and Spanish (Hola, mi amigos) to our welcome song.

Days of the Week (sung to the tune of the Adams Family)

Days of the week (clap clap)

Days of the week (clap clap)

Days of the week. Days of the week. Days of the week (clap clap)

There's Sunday and there's Monday.

There's Tuesday and there's Wednesday.

There's Thursday and there's Friday.

And then there's Saturday.

Days of the week (clap clap)

Days of the week (clap clap)

Days of the week. Days of the week. Days of the week (clap clap)