







6th September 2023- 20th October 2023

Meet the Reception Team! As mentioned in our meetings, we will all be working with your children, and we are really looking forward to getting to know them.

<p>Mrs Davies</p> <p>Head of Early Years</p>	<p>Miss Morgan</p> <p>Darwin Class Teacher (Monday - Thursday)</p> <p>Deputy Early Years Lead</p>	<p>Mrs Styles</p> <p>Darwin Class Teacher (Friday)</p> <p>Assistant Head</p>	<p>Miss Quallo</p> <p>Darwin Class TA</p>	<p>Miss Stubbs</p> <p>Simmonds Class Teacher</p>	<p>Miss English</p> <p>Simmonds Class TA</p>
					

Subject	What is my child learning about at school?
Communication and Language	<p>This term we are focusing on how we listen and respond to each other. We will be working hard to develop our listening skills and working on turn taking in conversations. We will be learning each other's names and introducing the concept of a Confident Voice in and around the classroom. This means that when a child is speaking, they are heard clearly by their audience. We will be using nursery rhymes and oral storytelling to support the children with their retelling, confidence and listening skills.</p>
How to help at home:	
<p>Where possible, try and minimise background noise when talking with your child. Encourage talk in all environments, expose your child to new and more challenging vocabulary including the use of because and so when giving explanations in order to support their language development.</p>	
Literacy	<p>Talk for Writing- Your child will be learning about different characters in stories; how to sequence story narratives and to role-play key moments in texts. We will be using the traditional tale of The Gingerbread man to support our learning. Your child will be introduced to a range of texts including fiction, non-fiction and poetry as well as beginning to take a reading book home with them.</p> <p>Sounds-Write (Phonics)- Your child is learning that words are made up of different sounds that we can segment. For example, dog is d-o-g. Then blend. For example, d-o-g is dog. Your child will learn the pure sound that each letter makes. Pupils will begin to apply this knowledge in their writing.</p> <p>This term we will be focusing on the sounds: a i m s t n o p b c g h d e f v k l r u j w z</p> <p>In addition, your child will also begin to build a repertoire of everyday sight words. For this term, your child will learn the following words: is, a, the, I, to</p>
How to help at home:	
<p>At the end of September your child will begin to take home a reading book. Please support your child to read their weekly reading books as this is vital for their learning and progression. This will support their phonic knowledge and build a broad and rich vocabulary, which will support their reading comprehension. When reading story books together, please encourage and support your child to begin to read simple two</p>	

and three sound words such as ‘on,’ ‘at,’ ‘bat’ and ‘sun’ to build their confidence and inspire a love of reading.

Mathematics

This half term, children are exploring numbers to 5 through songs and props. We will be deepening their understanding and make up of numbers to 5, using both an understanding of the ‘howmanyness’ of a number, and the numbers position in the number system. Daily we will be developing our counting skills up to 30. Your child will learn about time through our daily class calendar, referencing days of the week and the months the of year. Your child is learning that a pattern is something that repeats itself again and again. They will learn to extend and create their own patterns using one criteria. For example, using colours. Then two criteria. For example, using colour and shape.

How to help at home:

You could support your child's understanding by playing dice games and getting your child to recognise the number shown on the dice without counting.

You may also wish to introduce your child to a range of different counting songs including 5 little speckled frogs and 5 currant buns.

Encourage your child to spot and create patterns in their environment for example the pattern of a zebra crossing- black, white, black, white.

Knowledge

Expressive Art and Design, Understanding the World

Wider Curriculum:

This half term we will focussing our learning around bread, we will be using our senses to explore different types of bread from around the world and finding out our favourites. We will be looking closely at the ingredients used to make bread and will use simple recipes to bake bread and make sandwiches. You will be invited in towards the end of this half term to explore this learning alongside your child.

During this half term we will learn about Harvest Festival and how it is celebrated in England. During October as part of Black History month we will be learning about important black people in British History such as Claudia Jones (founder of Notting Hill Carnival), Mary Seacole (Nurse) and Mo Farah (Athlete).

In Art, your child is learning about colour. We will be identifying primary colours and observing them in artwork by studying our key artist ‘Alma Woodsey Thomas.’ We will have fun exploring how to mix the primary colours to create secondary colours.

How to help at home:

You could support your child by discussing different breads and baked goods at mealtimes or when out in the supermarket. You may also wish to have a go at baking your own bread at home alongside your child.

If you are looking for an art-based activity to do at the weekend, why not get messy with mixing colours? How do you make the colour purple? What happens if you mix yellow and blue?

Character

Personal Social Development, Music, Spanish and Zones of Regulation

All pupils across the school will be using the zones of regulation. The zones of regulation are based around the different emotions we feel. Your child will learn about the different colour zones of regulation and what they are. We begin to explore the different colour zones using flash cards to discover what emotions are linked to which colour.

Children will learn to greet each other in Spanish alongside learning to sing a range of nursery rhymes in Spanish.

At Floreat, we are a singing school and therefore aim to include singing in our daily routines. Your child will also hear and learn a variety of traditional nursery rhymes and songs. We will also be introducing different musical instruments and the sounds that they make

How to help at home:

Please support your child to recognise and label feelings particularly those which may be more challenging to identify such as worried, scared, nervous. There are many books you may use to support this including the Big Bright feelings book collection by Tom Percival.

Your child is learning to say please and thank you, especially during fruit time and family dining. Please help them practise using good manners at home at all times. They are also working on self-control by waiting for their turn, something we recommend practising at home.

Here are the words to some of the songs we are singing at school. If you do not know the tune, ask your child to teach you.

Days of the Week (sung to the tune of the Adams Family)

Days of the week (clap clap)

Days of the week (clap clap)

Days of the week. Days of the week. Days of the week (clap clap)

There's Monday and there's Tuesday.

There's Wednesday and there's Thursday.

There's Friday and there's Saturday.

And then there's Sunday.

Days of the week (clap clap)

Days of the week (clap clap)

Days of the week. Days of the week. Days of the week (clap clap)

Five Little Speckled Frogs

Five little speckled frogs sat on a speckled log eating the most delicious bugs. Yum yum!

One jumped into the pool where it was nice and cool. Now there are only four speckled frogs.

(Repeat for four, three, two and one frogs.)

Physical Development

We will be spending lots of time practising to write our names and form the letters correctly, ensuring we start at the correct place. Your child will be encouraged to always use their perfect pencil grip when writing or drawing.

P.E. is taught every Wednesday, and your child should come to school in their P.E. kit ready for the session. In P.E children will learn about what a PE lesson entails, whilst they begin their journey of sport. Within this, children will learn about movement, balancing, throwing, and catching.

How to help at home:

Please ensure your child eats a healthy balanced diet and arrives at school having eaten a nutritious breakfast or lunch. Details of our breakfast club are available from the School Office. Please support your children to wash their hands thoroughly and frequently and discuss the importance of this.

It is essential that your child masters writing their own name, forming letters by starting in the correct place. Encourage your child to practise their 'Perfect Pencil Grip' and write at home using a pencil and paper.