






**6th September 2023– 20<sup>th</sup> October 2023**

Meet the Nightingale Nursery Team! As mentioned in our meetings, we will all be working with your children, and we are really looking forward to getting to know them.

<p><b>Mrs Davies</b> Head of Early Years</p>	<p><b>Miss Lawton</b> Room Leader</p>	<p><b>Miss Quallo</b> Class TA</p>	<p><b>Mrs Hearn</b> Class TA</p>	<p><b>Miss Jones</b> Temporary Class TA</p>
				

Subject	What is my child learning about at school?
<p><b>Communication and Language</b></p>	<p>This term we are focusing on how we listen and respond to each other. We will be learning each other’s names and introducing the concept of a <b>Confident Voice</b> in and around the classroom. This means that when a child is speaking, they are heard clearly by their audience. We will be using nursery rhymes such as Humpty Dumpty to support the children with their retelling and performing.</p>
<p><b>How to help at home:</b> Where possible, try and minimise background noise when talking with your child. Encourage talk in all spaces and provide a commentary where possible to introduce new and exciting language to your child.</p>	
<p><b>Literacy</b></p>	<p>We will be reading lots of different stories together and answering simple questions about the stories we have read. Your child will have lots of opportunities to develop their gross and fine motor skills. For example, climbing, crawling and crossing the midline. We also be using tweezers, playdough and threading to develop the strength in their hands.</p>
<p><b>How to help at home:</b> Find quality time at home to read and tell stories- if possible, try and use puppets or soft toys as props. Create frequent opportunities for singing and rhymes, the sillier the better!</p>	
<p><b>Mathematics</b></p>	<p>This term we will be introducing the idea that maths is all around us. We will be singing lots of maths number songs and encouraging children to use mathematical language to explain their thinking. For example, “I have more blocks than Miss Lawton’. We will begin to teach the concept of spatial awareness, for example, “I need to walk around the carpet because my friends are sitting on it”.</p>
<p><b>How to help at home:</b> Play hide and seek games so that your child can notice that something has gone. Provide opportunities for your child to explore the concept of ‘lots’, ‘more’ and ‘not enough’. Puzzles are a great way to encourage the concept of spatial awareness.</p>	
<p><b>Knowledge</b>  Expressive Art and Design, Understanding the World</p>	<p>Wider Curriculum: All pupils across the school will focus on the enquiry question “How can data help us understand the world around us?” Nightingale’s project will investigate how we are the same and different.</p> <p>Your child is learning about themselves and others. We will be looking at how to be a kind friend and celebrate each other’s differences. We will also be talking about our features. For example, eyes, eyebrows, and hair colour. We are learning how our bodies help us to move around and understand the world around us. We will also learn about who is in our family and how this can be similar or different to others.</p> <p>Within this project pupils will create simple charts, organise everyday objects into groups and join in with simple songs.</p>

	<p>Your child will also be learning to use a variety of materials in the art area, including paint, pencils, crayons, glue and Sellotape.</p>
<p><b>How to help at home:</b> Some great books that explore the concept of a 'unique me' are Happy to be me by Emma Dodd, The Same but Different too by Karl Newson and Who are you? by Smriti Hall. When reading these books try and include data type questions such as "How many people in our family like...."</p>	
<p><b>Character</b>  Personal Social Development, Music, Spanish and Zones of Regulation</p>	<p>All pupils across the school will be using the zones of regulation. The zone of regulation is about the different emotions we feel. Your child will learn about the different colour zones of regulation and what they are. Each day we will look at a different colour zone using flash cards to see what emotion is linked to which colour. Zone colours: Blue- sad, Green-Happy, Yellow-Silly, Red-Angry</p> <p>We will also be looking at the topic of 'Being Me'. This will be taught through the wonderful programme designed by 'Jigsaw'. As part of this topic we will be looking at welcoming others into our classroom, making our nursery the best it can be and also respecting everyone's right to learn.</p> <p>In Spanish we will be looking at where Spain is on a map and how to say 'hello' and 'goodbye'.</p>
<p><b>How to help at home:</b> Play games where you explore the different types of emotions. Pull faces and ask your child to respond to how you are feeling. Discuss ways to calm down when we are feeling the big emotions. We will also be working on manners and responding to things with please and thank you.</p>	
<p><b>Physical Development</b></p>	<p>Within the classroom we will be focusing on fine motor skills, this will be through mark making with different size crayons, pens and pencils. Using tweezers, pegs, scoops, jugs and spoons to pick up a variety of different sized objects e.g., pompoms, sand, rice.</p> <p>Mrs Hearn will be conducting Physical education with the children. We will be looking at body movement and how we can move our bodies in different ways for example stamping feet like an elephant, jumping up and down like a frog. We will also look at spatial awareness and how to move around safely by following instructions 'go', 'stop' when making these movements.</p>
<p><b>How to help at home:</b> Please ensure your child eats a healthy balanced diet and arrives at school having eaten a nutritious breakfast or lunch. Details of our breakfast club are available from the School Office. Please support your children to wash their hands thoroughly and frequently and discuss the importance of this.</p>	